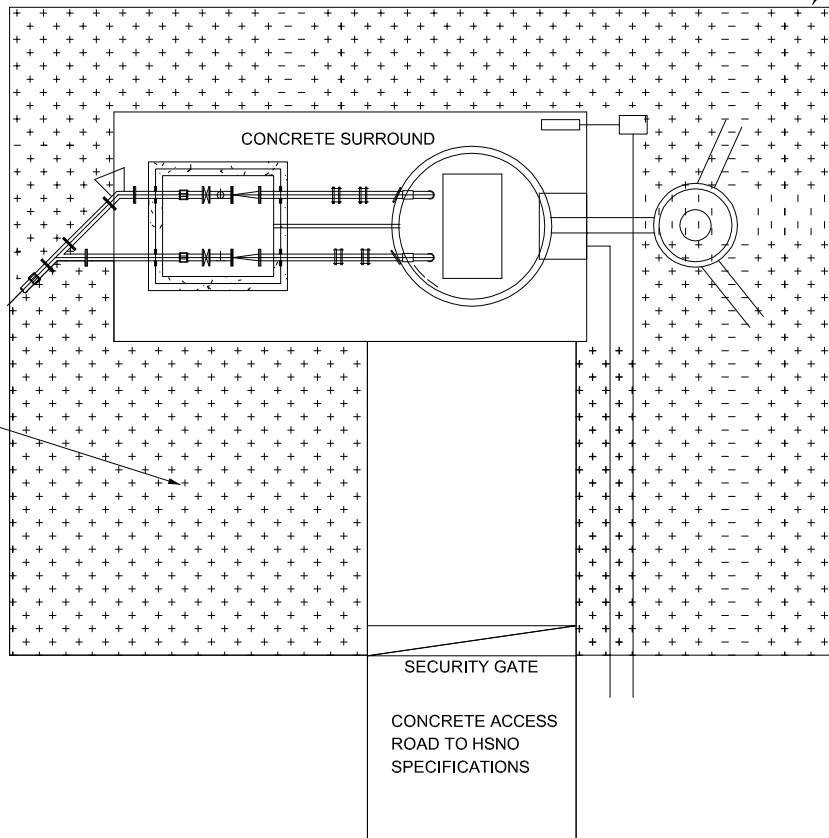
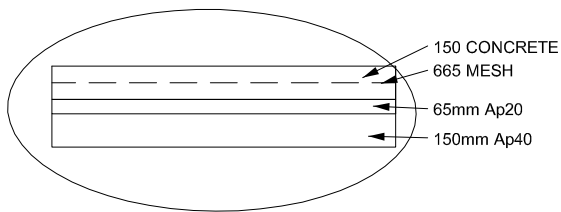


CHAIN LINK SECURITY FENCE WITH BARBED WIRE

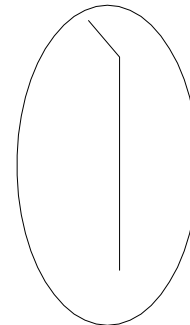


HARD STAND AREA
150mm GAP 40, 35mm
ASPHALT UNDERLAY
WITH WEED CONTROL
CLOTH

SITE LAYOUT



DRIVEWAY DETAIL



FENCE DETAIL
(NOT TO SCALE)



STANDARD DETAIL:

MINOR WASTEWATER
PUMPING STATIONS
CODE FOR CONSTRUCTION
-TYPICAL SITE LAYOUT

DATE: June 2010
NOT TO SCALE

TCDC NO:

5000

SHEET NO:

16

REV: