

# October 2015 Building Controls Report

---

**TO** Judicial Committee  
**FROM** Corinne Hamlin - Building Unit Manager  
**DATE** 10 December 2015  
**SUBJECT** **October 2015 Building Controls Report**

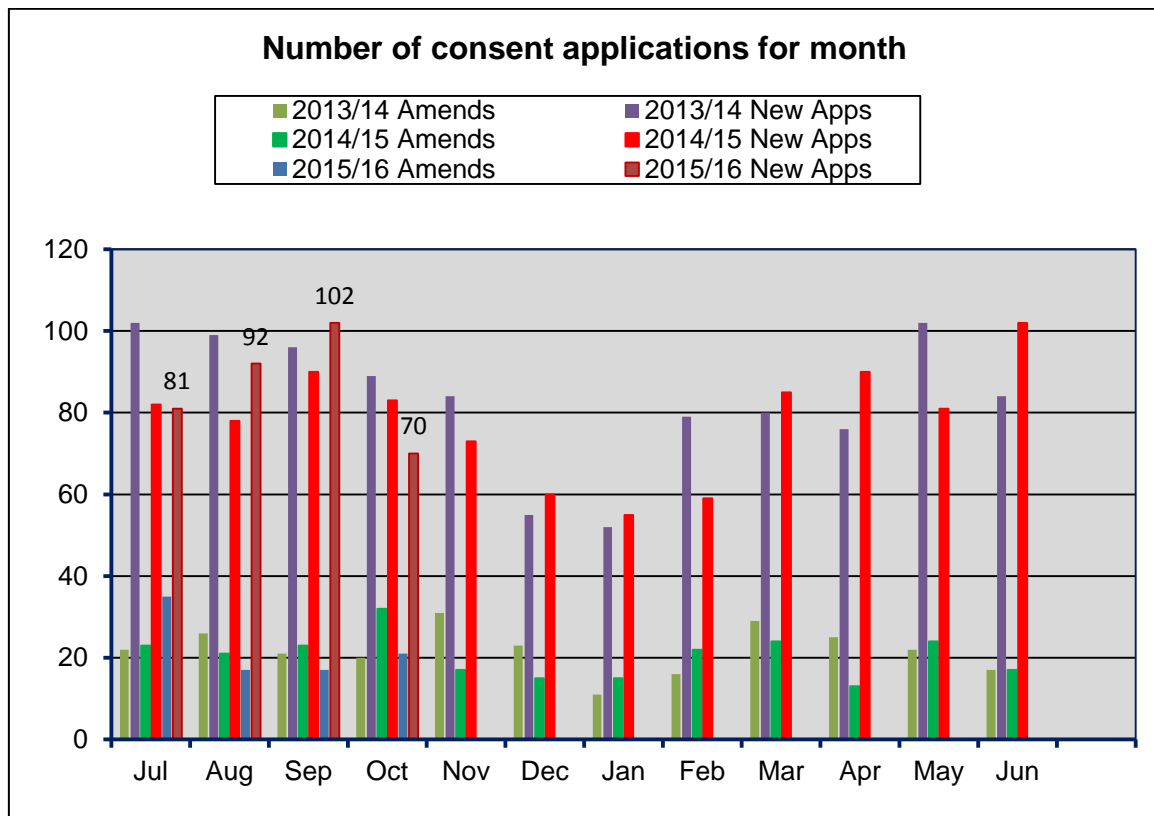
---

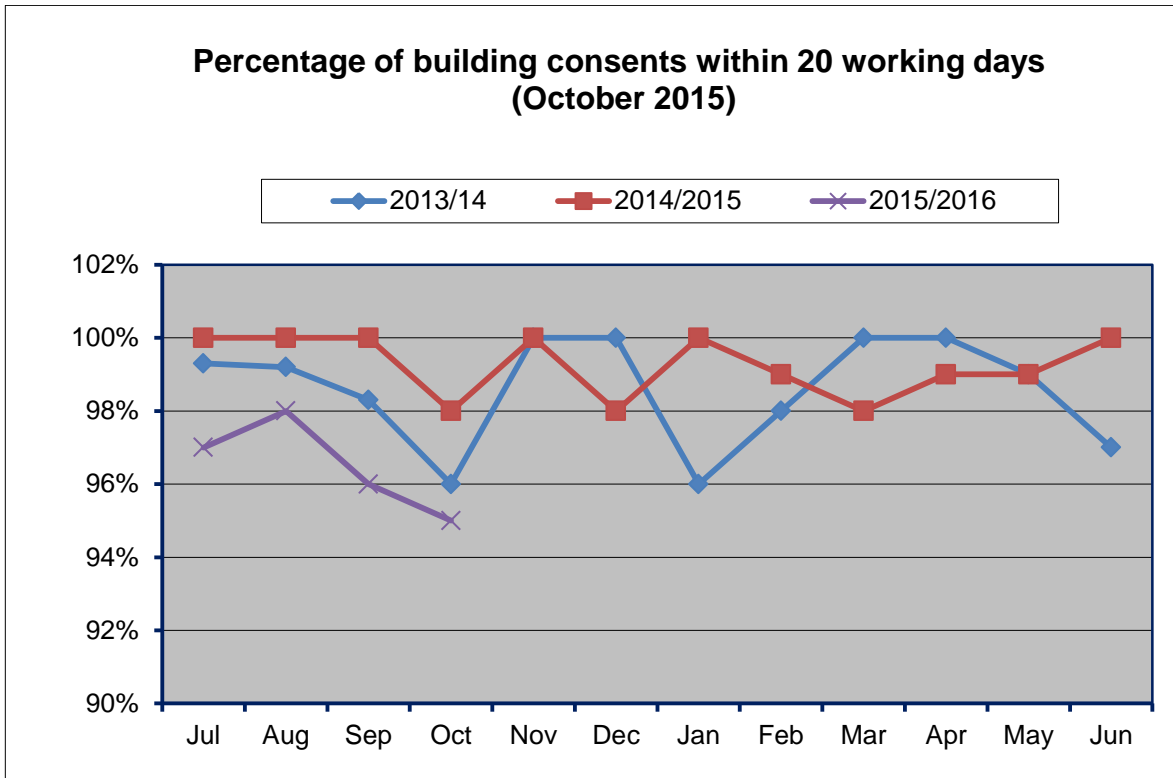
## 1 Purpose of Report

To review the key activities and results for the Building Unit for the month of October 2015 with regards to its role as a Building Consent Authority and a Territorial Authority.

## 2 Building Consent Authority Performance

There were a total of 91 lodgements comprised of 70 building consents lodged and 21 amendments applications.



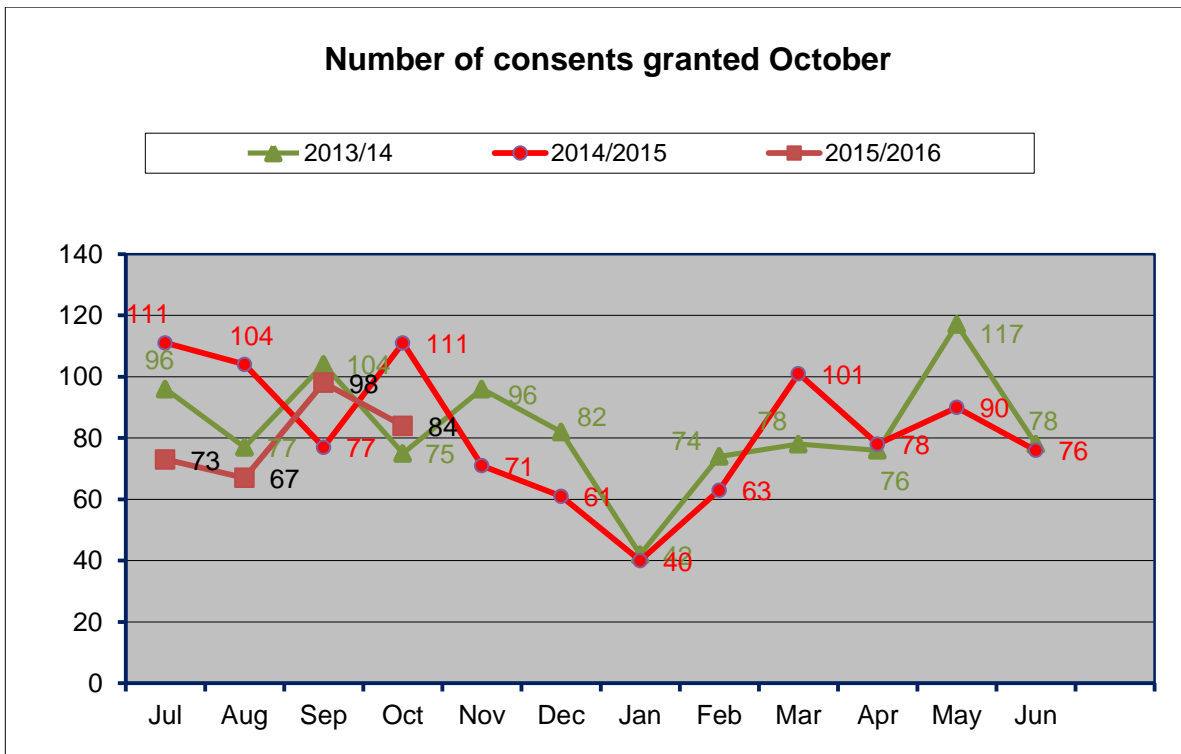


95% of consent applications and amendments were granted within the statutory timeframe of 20 working days.

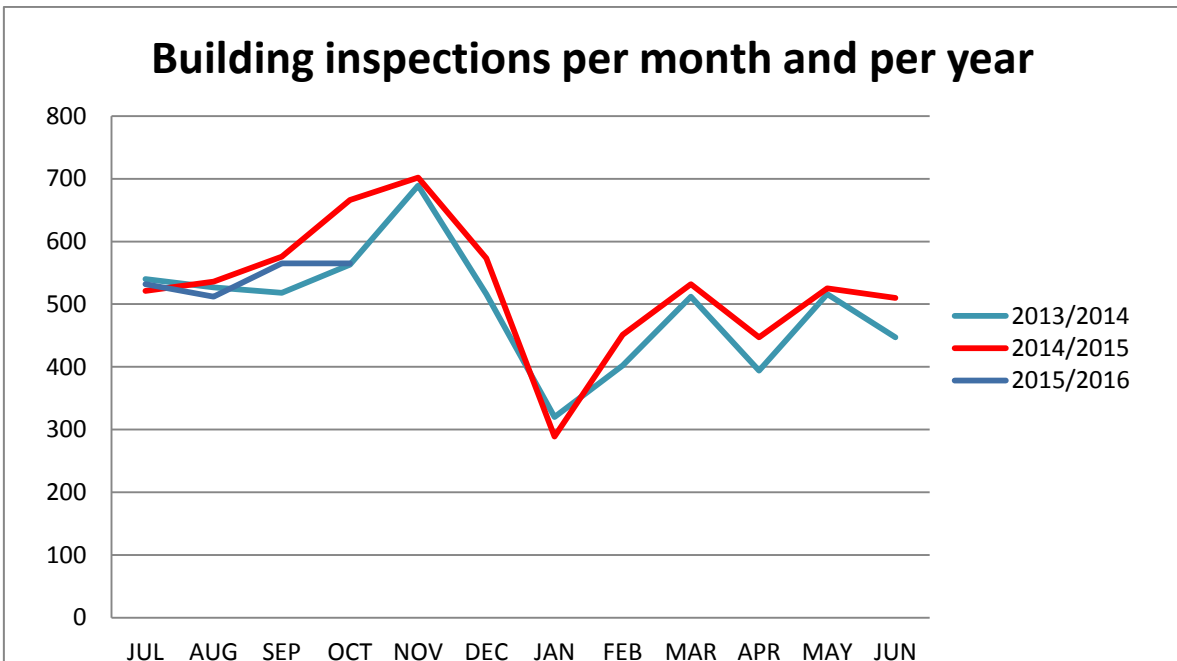
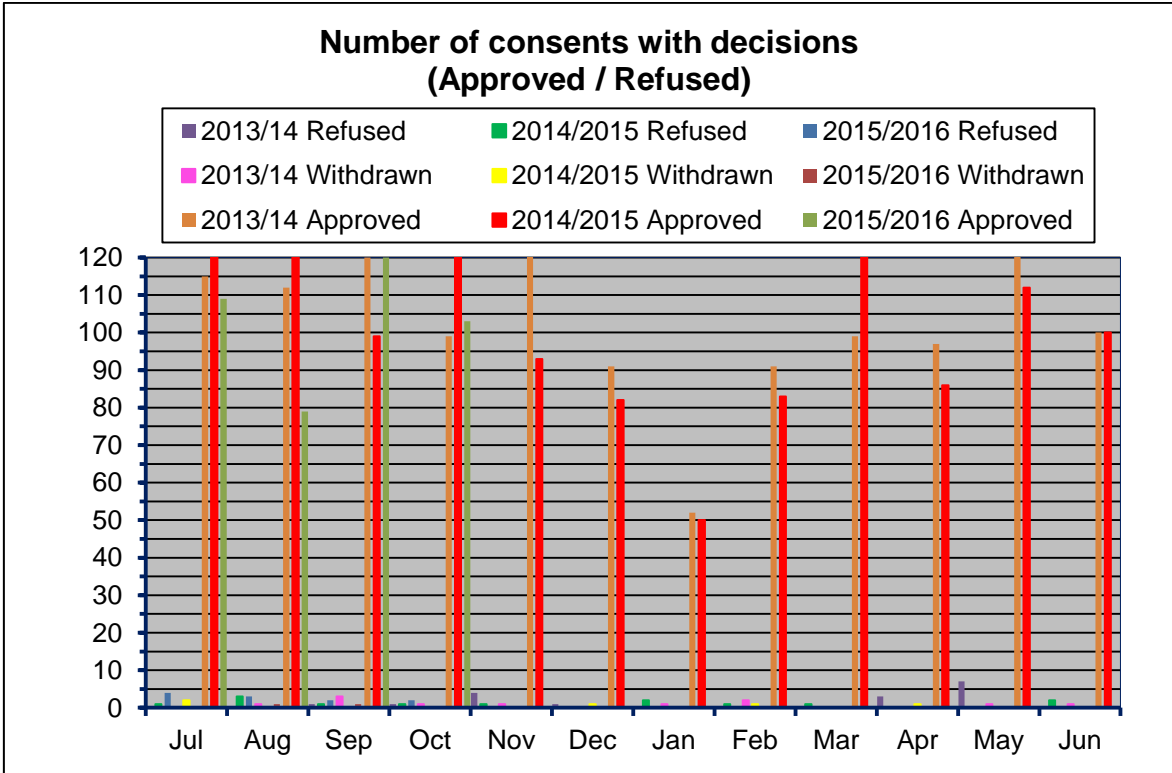
The average days to consent decision were 14 working days.

Five building consents went over the statutory timeframe by 0.62, 0.14, 10.24 and 1.36 days. These overruns were due to staffing resources at the time. We have been unable to replace a fulltime inspector and one processor is still able to work only 4 hours per day due to illness related matters.

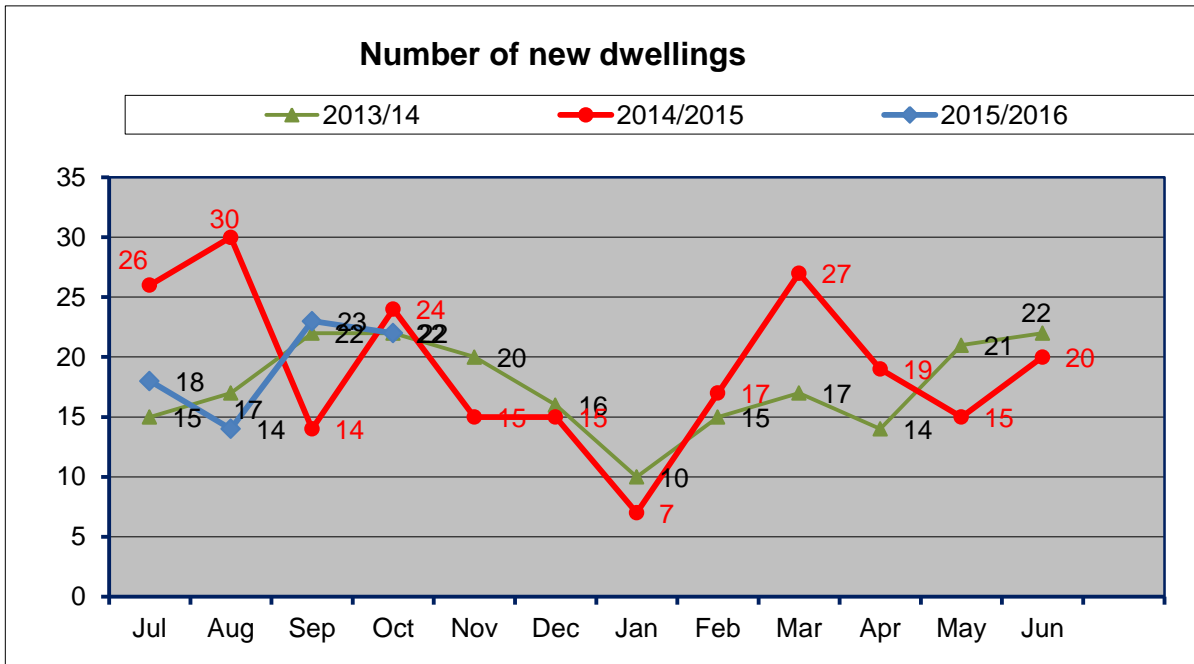
Two lots of advertising has been unsuccessful to date. To re-advertise position 20 November. In the interim to assist outsourcing is to be explored.



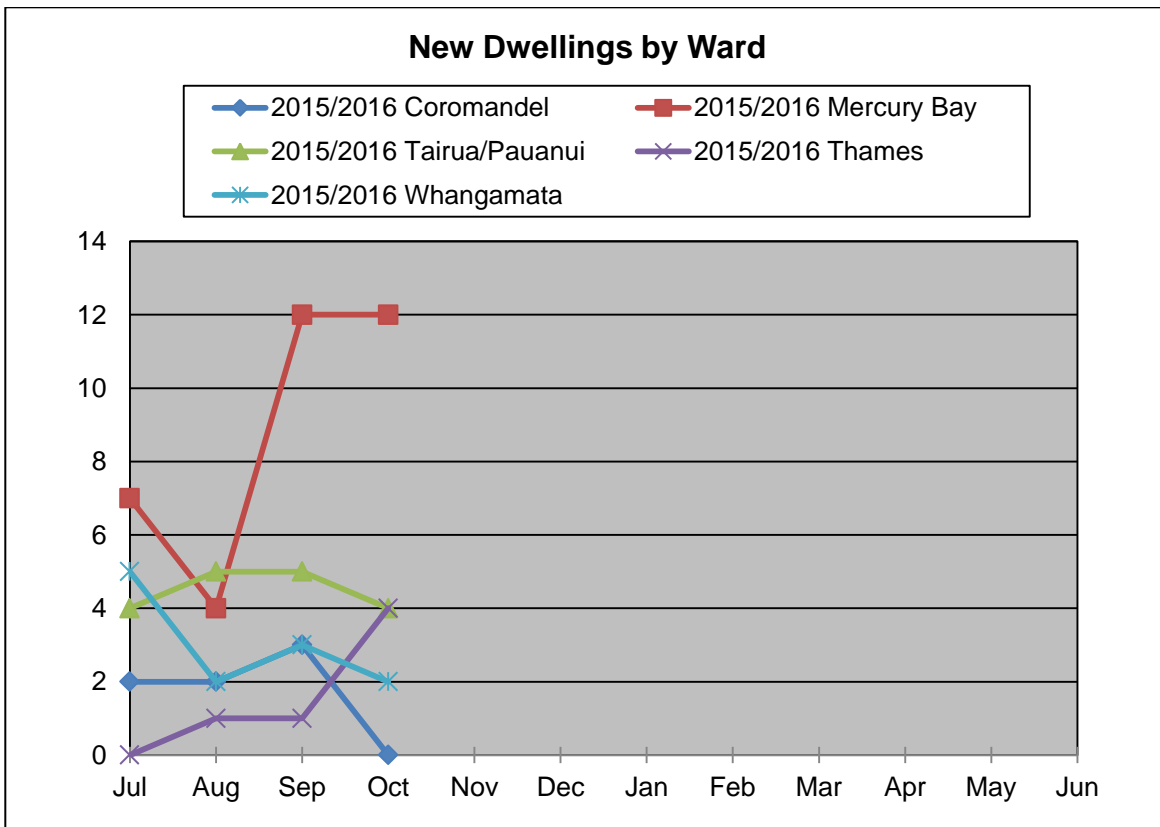
In October, of the 84 consents granted (104 consents including amendments) five had a project value of greater than \$500,000.



Inspections Per Area	July	August	September	October
Coromandel	37	52	48	65
Mercury Bay North	109	102	107	115
Mercury Bay South	99	77	99	112
Whitianga	22	24	23	38
Pauanui/Tairua	86	83	93	87
Thames	67	63	59	47
Whangamata	112	109	135	107
<b>Total</b>	<b>532</b>	<b>510</b>	<b>564</b>	<b>571</b>



New Dwellings by Ward	July	August	September	October
Coromandel	2	2	3	0
Mercury Bay	7	4	12	12
Pauanui/Tairua	4	5	5	4
Thames	0	1	1	4
Whangamata	5	2	3	2
<b>Total</b>	<b>18</b>	<b>14</b>	<b>23</b>	<b>22</b>



### 3 Territorial Authority Performance

Activity	July 2015	Aug 2015	Sept 2015	Oct 2015
<b>BWOF Audits</b>				
BWOF audit inspections carried out in the month	2	0	0	0
<b>Request For Service</b>				
RFS received in the month	41	46	48	45
Number of RFS completed in the month	38	34	38	33
Number of current RFS as at month end	3	12	10	12
<b>Swimming Pool</b>				
Swimming Pool inspections carried out	2	2	0	0
<b>Certificate of Acceptance</b>				
COA's lodged	0	4	20	9
COA's approved	2	3	3	2
COA's issued within the 20 working day statutory timeframe	1	1	4	1
<b>Code Compliance Certificate</b>				
CCC's applied for	32	25	48	39
Decisions made on CCC applications	73	108	98	71
CCC's % issued within 20 working day statutory timeframe	93%	97%	96%	96%

### 4 Financials

#### Revenue - Operating - October 2015

	Budget YTD	Actual YTD	Variance
Consents	(\$691,076)	(\$737,341)	\$46,265
Inspections	(\$337,228)	(\$356,776)	\$19,548
Monitoring	(\$17,800)	(\$9,139)	(\$8,661)
<b>Totals</b>	<b>(\$1,046,104)</b>	<b>(\$1,103,256)</b>	<b>\$57,152</b>

#### Expenses - Operating - October 2015

	Budget YTD	Actual YTD	Variance
Consents	\$489,141	\$428,039	\$61,102
Inspections	\$370,925	\$366,308	\$4,617
Monitoring	\$89,244	\$88,740	\$504
<b>Totals</b>	<b>\$949,310</b>	<b>\$883,087</b>	<b>\$66,223</b>

### 5 Suggested Resolution(s)

That the Judicial Committee:

1. Receives the 'October 2015 Building Controls' report, dated 10 December 2015.