

# Chief Executive's Report for October 2018

---

<b>TO</b>	Council
<b>FROM</b>	Rob Williams - Chief Executive
<b>DATE</b>	9 November 2018
<b>SUBJECT</b>	<b>Chief Executive's Report for month ended 31 October 2018</b>

---

## 1 Purpose of report

This report provides Council with an overview on the performance of the organisation in relation to:

- Our financial performance
- How projects are progressing with respect to time, budget and delivery
- Whether services are meeting the desired performance measures
- Any emerging challenges or opportunities
- Non-financial performance measures for the quarter ended 30 September 2018

## 2 Background

The financial and performance measure data is based on the latest month to date information available at the time of the agenda distribution and the latest quarterly performance measure reporting.

## 3 Issue

Changes to the Long Term Plan's performance measures, to correct them to reflect their intended purpose, requires Council approval.

## 4 Discussion

In the 2018-2028 Long Term Plan presented for adoption in June 2018, one performance measure was not included, and one performance measure was incorrectly stated.

In the Thames community spaces and development activity, under the level of service 'Council provides cemeteries that are tidy and well maintained spaces', the performance measure 'Percentage of cemeteries maintained to mowing and litter standards' has not been included. This measure is used for the other Community Board areas and is a key part of our contract for cemeteries maintenance.

In the Whangamata community spaces and development activity, under the level of service 'To provide parks and reserves that are tidy and well maintained spaces', the performance measure has been stated as 'Percentage of parks and reserves related customer urgent enquiries resolved within 24 hours'. Instead, this performance measure should have read 'Percentage of parks and reserves maintained to mowing and litter standards'. This change will align Whangamata with the other four Community Board areas whose measures were updated for the 2018-2028 Long Term Plan.

Staff recommend that Council adopt the revised measures discussed above as corrections to the 2018-2028 Long Term Plan.

## 5 Suggested resolution(s)

That the Thames-Coromandel District Council:

1. Receives the 'Chief Executive's report for month ended 31 October 2018' dated 9 November 2018.

2. Adopts the following performance measures as corrections to those in the 2018-2028 Long Term Plan:

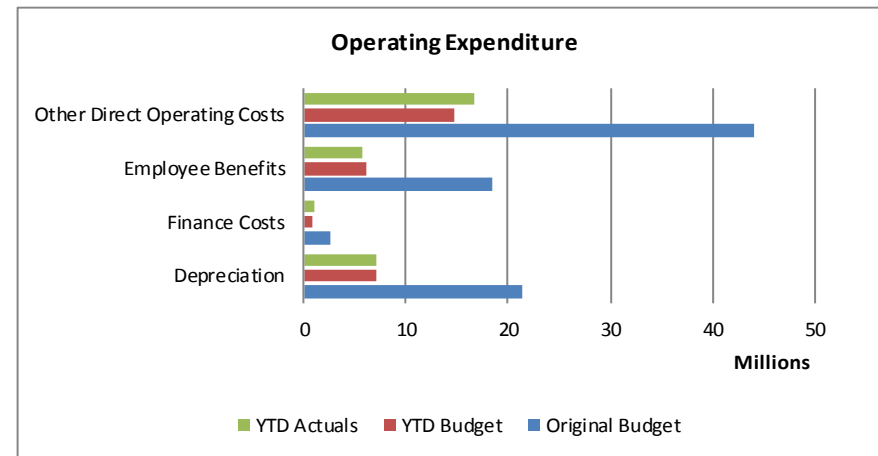
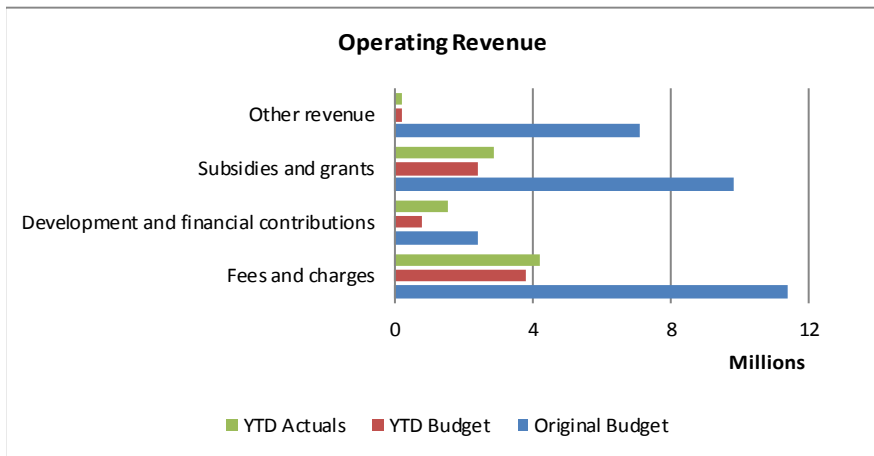
Activity	Level of Service	Performance Measure
Thames community spaces and development	Council provides cemeteries that are tidy and well maintained spaces	<p><i>Insert:</i></p> <p>Percentage of cemeteries maintained to mowing and litter standards</p>
Whangamata community spaces and development	To provide parks and reserves that are tidy and well maintained spaces	<p><i>Delete</i></p> <p><del>Percentage of parks and reserves related customer urgent enquiries resolved within 24 hours</del></p> <p><i>Insert</i></p> <p>Percentage of parks and reserves maintained to mowing and litter standards'.</p>

# Thames-Coromandel District Council Financial Measures

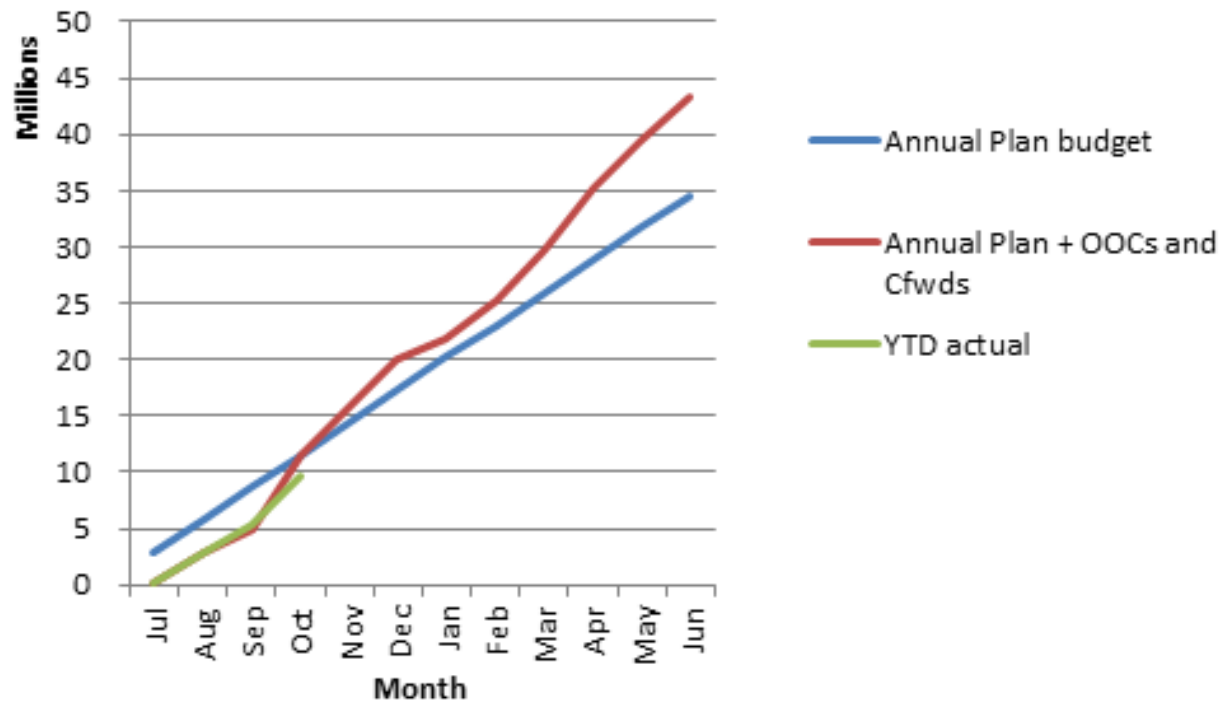
## Key Indicators - For the period ending 31 October 2018

<b>Rates Revenue</b> <i>Received from ratepayers</i>  <h3>\$22.16m</h3> <b>Favourable YTD \$0.07m</b> Full year budget \$66.28m	+	<b>Other Operating Revenue</b> <i>User charges, subsidies &amp; grants, development contributions, finance revenue and other revenue</i>  <h3>\$8.85m</h3> <b>Favourable YTD \$01.63m</b> Full year budget \$30.65m	-	<b>Operating Expenditure</b> <i>Personnel, Depreciation, Finance and Other Expenses</i>  <h3>\$30.39m</h3> <b>Unfavourable YTD (\$1.62m)</b> Full year budget \$86.3m	=	<b>Operating Net Surplus/(-) Deficit</b>  <h3>\$0.62m</h3> <b>Favourable YTD \$0.08m</b> Full year budget \$10.62m
--	---	--	---	--	---	--

<b>Personnel Costs</b> <i>Salaries and Wages</i>  <h3>\$5.62m</h3> <b>Favourable YTD \$0.52m</b> Full year budget \$18.44m	<b>Depreciation and Amortisation</b>  <h3>\$7.1m</h3> <b>Favourable YTD \$0.00m</b> Full year budget \$21.29m	<b>Finance Costs</b> <i>Interest on external debt</i>  <h3>\$1.06m</h3> <b>Unfavourable YTD (\$0.22m)</b> Full year budget \$2.54m	<b>Other Expenses</b>  <h3>\$16.6m</h3> <b>Unfavourable YTD (\$1.93m)</b> Full year budget \$44.03m
---	---	---	---



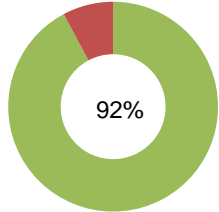
## Capital expenditure



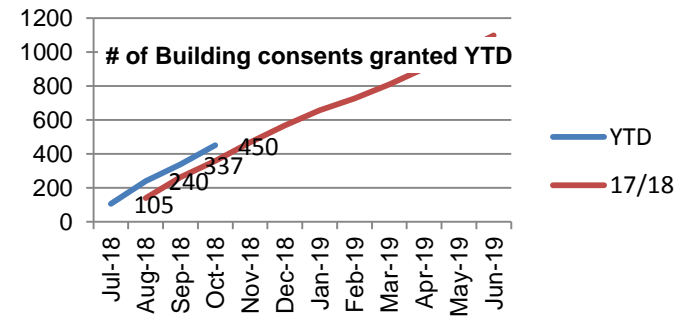

# Regulatory

Performance measures 31 October 2018

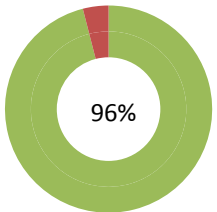
**% Building consents processed within 20 working days YTD**



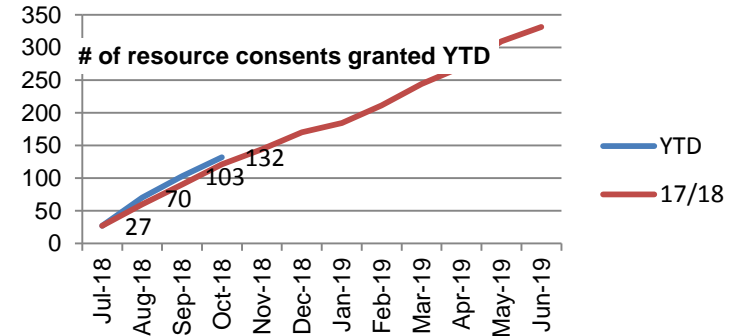
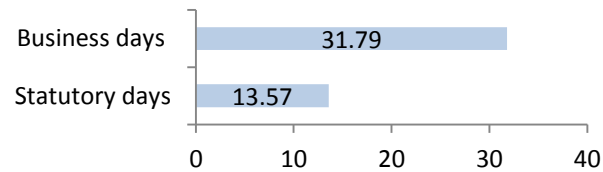
**Average days to Building Consent Decision**



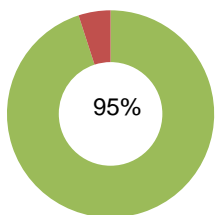
**% Resource consents processed within statutory time frames**



**Average days to resource consent decision**



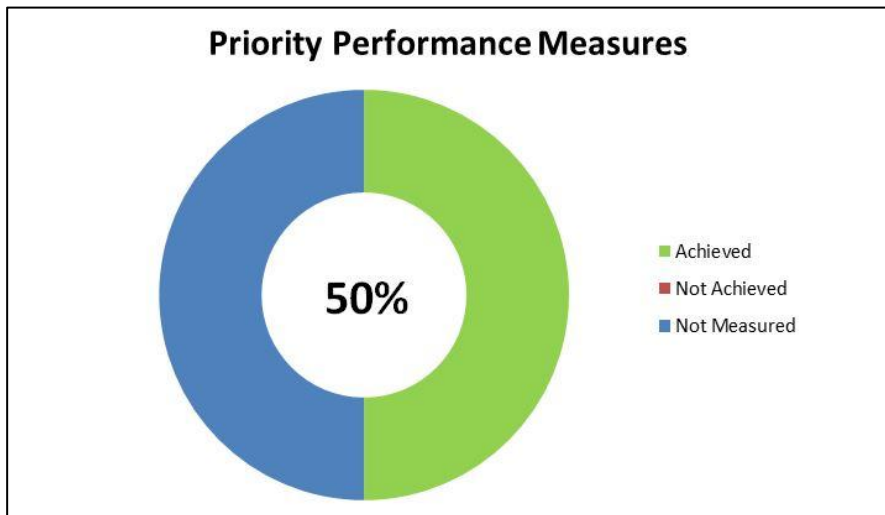
**% Code of Compliance within 20 working days YTD**



## Roads and Footpaths - non-financial performance measures for 1<sup>st</sup> quarter to 30 September 2018

### Priority performance measures for Roads and Footpaths:

- The change from the previous year in the number of fatalities and serious injury crashes on the local road network.
- Percentage of customer service requests relating to roads and footpaths which council responds within the Long Term Plan timeframe.



Status	Performance measure	Service performance
●	The change from previous financial year in the number of fatalities and serious injury crashes on the local road network (expressed as a number)	Target - ≤2 Results - 5 The number of Fatal and Serious crashes is already higher than the previous year's result therefore this measure cannot be met.

# Community Spaces and Development - non-financial performance measures for 1<sup>st</sup> quarter to 30 September 2018

## Priority performance measures for the Thames Community Spaces:

- Civil Aviation Authority (CAA) safety requirements are achieved.
- Wharves are assessed in satisfactory condition (condition grades 1,2 and 3).
- Percentage of playground assets complying with safety standards.
- Thames Pool meets safe accreditation standards.

## Priority performance measures for the Coromandel-Colville Community spaces:

- Wharves are assessed in satisfactory condition (condition grades 1,2,or 3).
- Percentage of playground assets complying with safety standards.

## Priority performance measures for the Mercury Bay Community spaces:

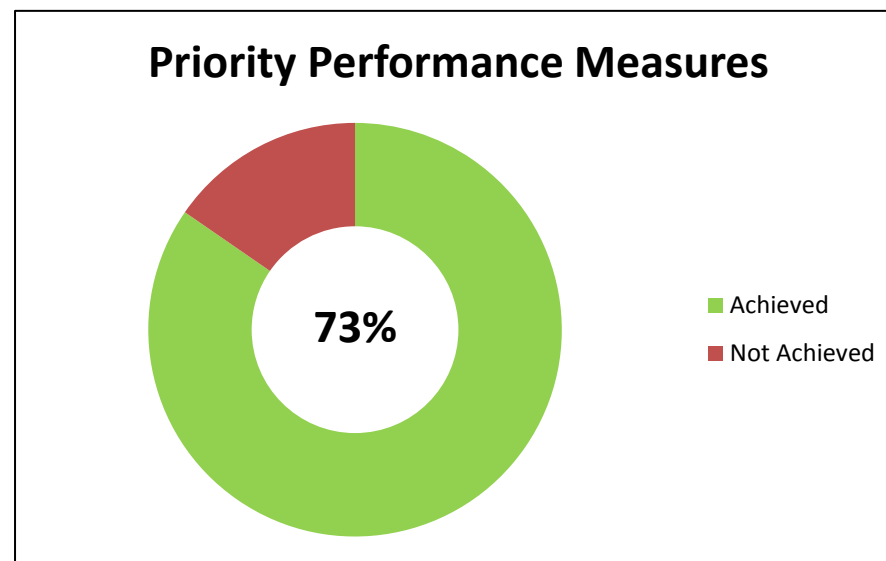
- Wharves are assessed in satisfactory condition (condition grades 1,2 or 3).
- Percentage of playground assets complying with safety standards.

## Priority performance measures for the Whangamata Community Spaces:

- Wharves are assessed in satisfactory condition (condition grades 1,2 or 3).
- Percentage of playground assets complying with safety standards.

## Priority performance measures for Tairua-Pauanui Community spaces:

- Civil Aviation Authority (CAA) safety requirements are achieved.
- Wharves are assessed in satisfactory condition (condition grades 1,2 or 3).
- Percentage of playground assets complying with safety standards.

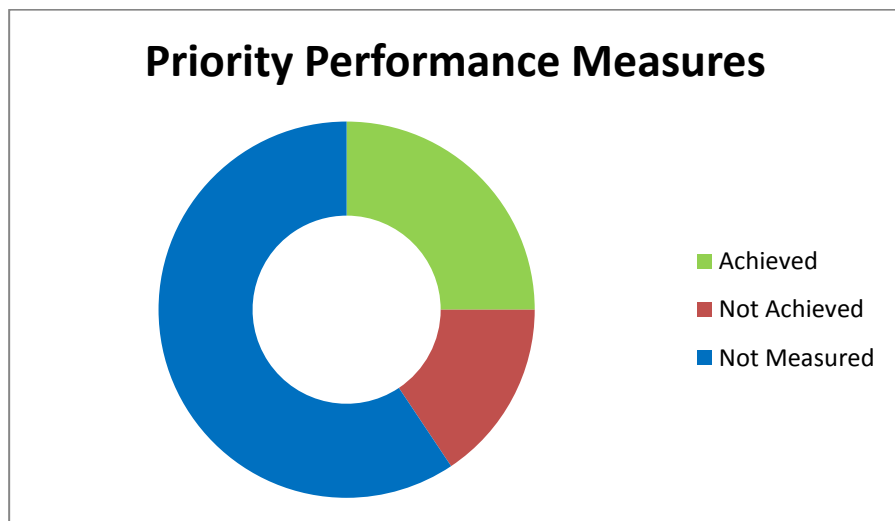


Status	Performance measure	Service performance
●	Wharves are assessed in satisfactory condition (condition grades 1,2 or 3)	Results - Not Achieved Thames Wharf, Coromandel Wharf. Thames currently being maintained to level 4 while future is decided. Coromandel Wharf is rated as 4 whilst Jack's Point, Hannafords and Sugarloaf achieved performance measure..

## Water - non-financial performance measures for 1<sup>st</sup> quarter to 30 September 2018

### Priority performance measures for Water:

- Compliance with drinking water standards (bacteria and protozol).
- Percentage of real water loss from the local authority's network reticulation system.



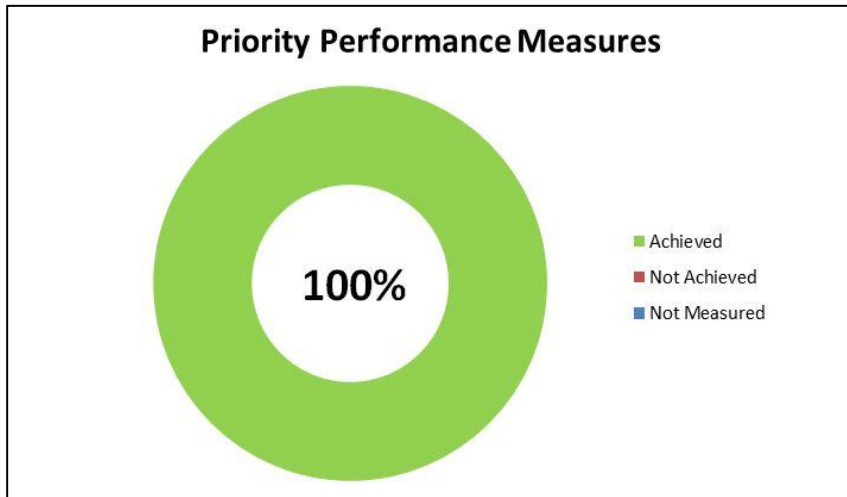
Status	Performance measure	Service performance
●	Compliance with drinking water standards (bacteria, part 4 of the standards)	Target - Not Compliant for Hahei and Onemana, Compliant for Thames. Result – Not achieved for Thames, Onemana and Hahei (all other water supplies were achieved on this measure)
●	Percentage of real water loss from the local authority's networked reticulation system	Pauanui – Not achieved Thames – Achieved Information not available for other locations



## Wastewater - non-financial performance measures for 1<sup>st</sup> quarter to 30 September 2018

### Priority performance measures for Wastewater:

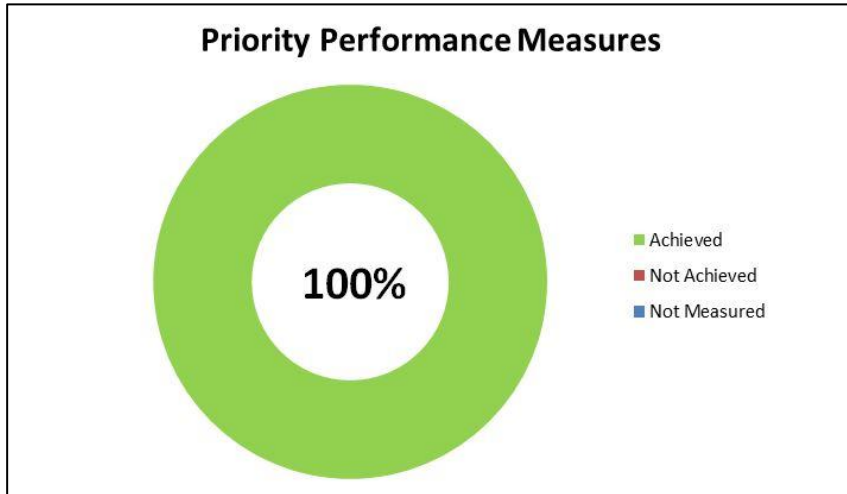
- Number of dry weather sewerage overflows from the territorial authority's sewerage system.
- Number of operational resource consent conditions not complied with throughout the year.



## Stormwater - non-financial performance measures for 1<sup>st</sup> quarter to 30 September 2018

### Priority performance measures for Stormwater:

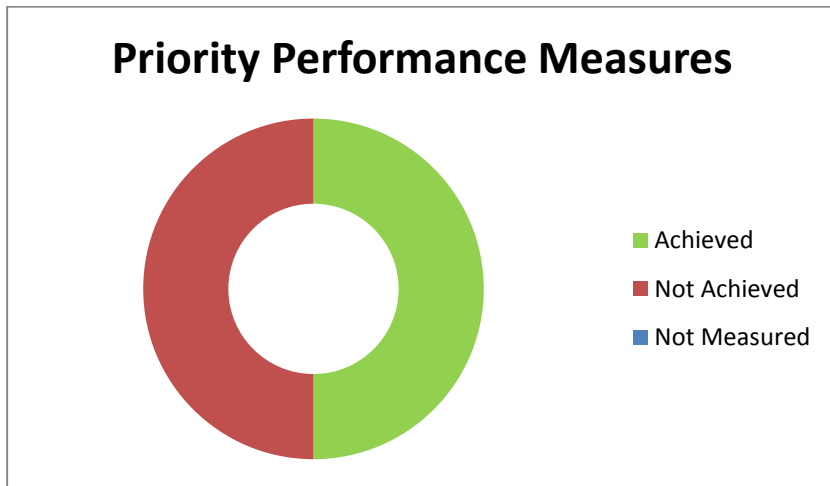
- For each flooding event the number of habitable floors affected.
- Number of operation resource consent conditions not complied with throughout the year.



## Solid Waste - non-financial performance measures for 1<sup>st</sup> quarter to 30 September 2018

### Priority performance measures for Solid Waste:








- Kilogram of Council controlled waste per rating unit being disposed of to landfill.
- Number of formal warnings issued by the Waikato Regional Council for non-compliance with resource consent/s.















Status	Performance measure	Service performance
●	Number of formal warnings issued by the Waikato Regional Council for non-compliance with resource consent/s	RC partial non-compliance across 6 closed landfills in the district. Mainly due to non-reporting of closed landfill monitoring results and conducting of annual site inspections within time frames specified in the consent. WRC not issuing abatement notice for non-compliance as TCDC now taken proactive measures to address.

## Major Infrastructure Projects

Below is a status update on the major infrastructure projects.

Project	Status	Total project cost (actual)	Project budget to 30/6/2019	Comments or risks
Drinking Water Standards upgrades		1,590,457	6,139,751	Project proceeding well. Building consent for the Whitianga WTP building now granted, with other site works underway. Preparation works have commenced for the Tairua & Pauanui WTPs.
Whitianga town centre upgrade		3,307,040	5,059,329	Stage 1 of the upgrade is now complete with overall positive feedback. Stage 2 (The Esplanade & Playground) will commence in March 2019 and be completed by June 2019.
Wastewater - district renewals		113,743	1,863,767	To be expedited in the New Year. Operations contractor has work programmed for the second half of the financial year.
Roading – area wide pavement treatment		73,533	1,645,099	Wentworth Valley job, first section of the existing sealed section, has been completed. The balance of the programme is under detailed design to be completed early 2019.
Roading – storm damage – June 2017 & 2018		0	2,573,000	A number of sites from the June 2017 event have been completed. Sites associated with the 2018 event have progressed slower than initially anticipated, however are well underway now.
Roading – maintenance chip seals		533,860	1,097,619	Works proceeding well and on track. Work is nearly completion.
Roading - minor safety projects		250,528	1,020,990	There are a number of sites that make up this project. Design for the Coromandel main street works is proceeding well with construction scheduled for commencement in April 2019, after Easter.

Project	Status	Total project cost (actual)	Project budget to 30/6/2019	Comments or risks
Pauanui Royal Billy pontoon/boat ramp		13,067	1,007,623	Retendering of the project will be completed in the New Year. Construction work still expected to be completed by June 2019.
Thames South water		170,129	789,852	Design work progressing. Construction work for some packages has recently commenced.
Roading – thin AC surfacing		160,529	750,032	Works proceeding according to schedule. No concerns.
Whitianga refuse transfer station		2,738	739,451	Project running behind schedule, due to several factors, but draft concept designs have now been completed ready for final changes and detailed design by early 2019.
Stormwater – district renewals		221,014	736,182	Renewal works proceeding according to programme across multiple smaller sites. No concerns.
Water supply – district renewals		4,218	728,985	Work to be expedited in the New Year with operations contractor, who has work packages scheduled with subcontractors. Pressure will need to be maintained on contractors to get the programme on-track during the second half of the financial year.
Roading – major drainage control		229,553	719,731	Major drainage works progressing in line with programme. No concerns at this stage.

Project	Status	Total project cost (actual)	Project budget to 30/6/2019	Comments or risks
Flaxmill Bay/Cooks Beach coastal erosion		47,517	686,275	Progress has moved slower than originally anticipated, due to several factors including more involved engagement processes as part of the final design and consenting phase. Works aimed for completion by 30 June 2019.
Roading – unsealed road wearing course replacement		103,154	668,322	Packages of work proceeding through to completion as programmed, with the usual break over the peak summer period.
Coromandel Hall		36,190	637,893	Work to start on site in February 2019 and to be completed by 30 June 2019. Delay caused by contractor unavailability until February. Building Consent and Resource Consent have been approved.
Computer software		32,900	616,912	XXXXXX
Whitianga boat ramps		7,995	514,094	Tender process underway. Construction work to expected to start in New Year.